



# HOW TO USE YOUR SCHOOL'S MOBILE APP

Here's a parent's guide to using  
the PrimarySite mobile app


01636 616 630  
primarysite.net  
info@primarysite.net




# Installing your School App

## Step 1

To install your school's app, go to the app store on your device and search 'PrimarySite' in the search box.

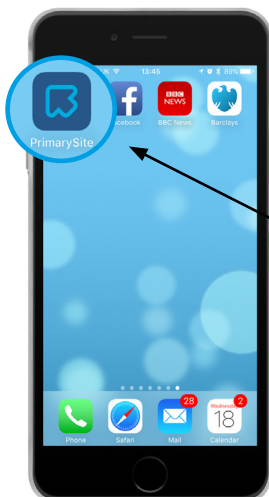


Apple Store



Google Play Store

## Step 2

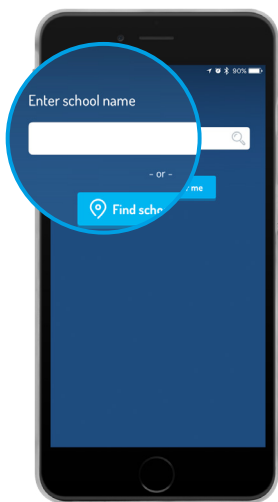


Once downloaded and installed, the app will appear on your device. Click on the app icon to proceed.

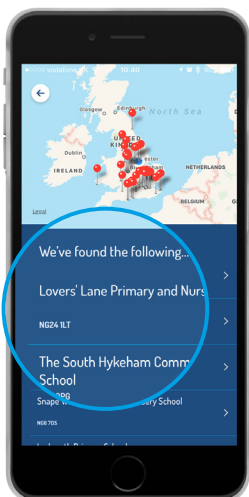
# Finding your School

## Step 3


The next screen you will see is the initial setup screen. Here you can search for your school by typing in its name, or by clicking 'find schools near me'. You may be prompted to allow the app to send you push notifications, at this point click 'yes' as this allows you to stay up to date with all the latest school news.



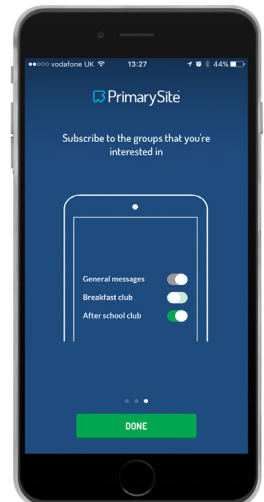
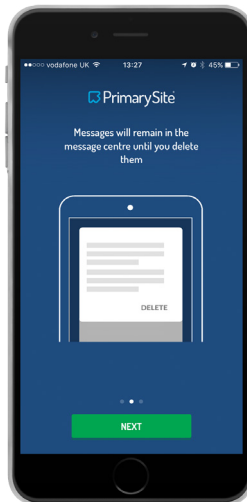
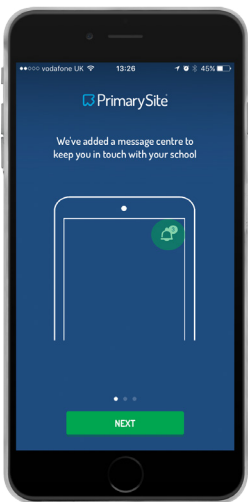
Once searched, you can then choose your school from the list provided.



# Finding your School



Once you've found your school, confirm and select 'yes'. From there, the message centre notifications will appear, these explain how push notifications work and how you can stay up to date with your child's school.



# Your School App

## Step 4

Once the initial setup is complete. The next time you open the app you will be taken straight to the school app homepage.



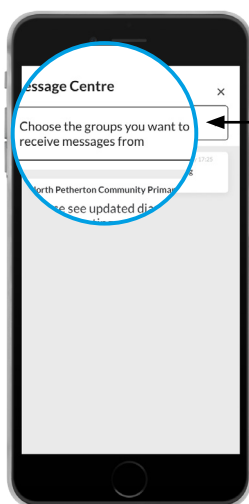
The home screen of the app will look like this.

In the top left of the screen is the menu icon, this will bring up the sub menus you can navigate to, such as the 'About Us' and 'Key Information' pages - similar to the school's own website.

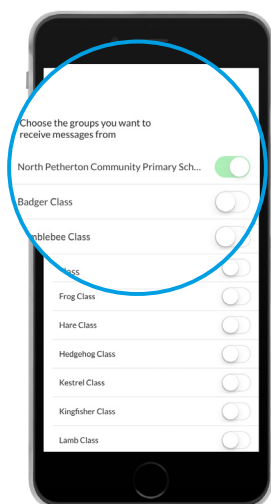
In the top right hand corner you will see a notification icon, this will flag as displayed if you have unread notifications from your school.

## Step 5

When you click on the notification icon, it'll take you through to the notification centre. Here you can read any unread messages and manage the groups you can subscribe to.



Click here to manage your groups



Here you can select which groups you want to receive notifications from. The main school group is mandatory and cannot be unsubscribed from.